


ALUMINUM ELECTROLYTIC CAPACITORS



HM Low Impedance,
For PC motherboard
series



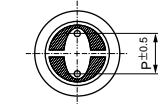
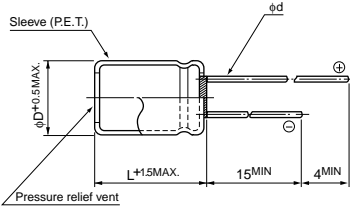
- Lower impedance than HD, HC series.
- Compliant to the RoHS directive (2002/95/EC).



Specifications

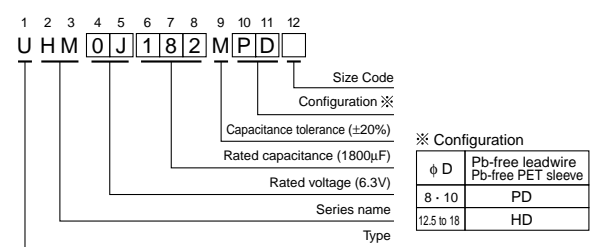
Item	Performance Characteristics				
Category Temperature Range	-40 to +105°C				
Rated Voltage Range	6.3 to 16V				
Rated Capacitance Range	330 to 12000μF				
Capacitance Tolerance	±20% (120Hz, 20°C)				
Leakage Current	After 2 minutes' application of rated voltage, leakage current is less than 0.03CV				
Tangent of loss angle (tan δ)	For capacitance of more than 1000μF, add 0.02 for every increase of 1000μF				
	Rated voltage (V)	6.3	10	16	120Hz 20°C
Stability at Low Temperature	tan δ (MAX.)	0.22	0.19	0.16	
	Rated voltage (V)	6.3	10	16	120Hz
Endurance	Impedance ratio ZT / Z20 (MAX.)	Z-40°C / Z+20°C	3	3	3
	The specifications listed at right shall be met when the capacitors are restored to 20°C after D.C. bias plus rated ripple current is applied for 2000 hours at 105°C, the peak voltage shall not exceed the rated voltage.				
Marking	Capacitance change	Within ±25% of the initial capacitance value			
	tan δ	200% or less than the initial specified value			
	Leakage current	Less than or equal to the initial specified value			
Marking	Printed with white color letter on black sleeve.				

Radial Lead Type



	(mm)				
φD	8	10	12.5	16	18
P	3.5	5.0	5.0	7.5	7.5
φd	0.6	0.6	0.6	0.8	0.8

Type numbering system (Example : 6.3V 1800μF)



- Please refer to page 20 about the end seal configuration.

Standard Ratings

Cap. (μF)	V (Code)	Item Code	6.3 (0J)			10 (1A)			16 (1C)		
			Case size φD × L (mm)	Impedance (mΩ) MAX. 20°C / 100kHz	Rated ripple (mA rms) 105°C / 100kHz	Case size φD × L (mm)	Impedance (mΩ) MAX. 20°C / 100kHz	Rated ripple (mA rms) 105°C / 100kHz	Case size φD × L (mm)	Impedance (mΩ) MAX. 20°C / 100kHz	Rated ripple (mA rms) 105°C / 100kHz
330		331									
470		471				8 × 11.5	30	1140	8 × 11.5	30	1140
560		561	8 × 11.5	30	1140				▲ 10 × 12.5	25	1540
680	681					8 × 11.5	30	1140	10 × 12.5	25	1540
						▲ 10 × 12.5	25	1540	▲ 8 × 15	28	1490
						● 8 × 11.5	30	1140	● 8 × 20	18	1870
820	821					▲ 10 × 12.5	25	1540	○ 10 × 16	18	2000
						8 × 11.5	30	1140			
						8 × 15	28	1490	10 × 16	18	2000
1000	102					▲ 10 × 12.5	25	1540	▲ 8 × 20	18	1870
						● 8 × 11.5	30	1140	● 10 × 20	13	2550
									○ 8 × 20	18	1870
1200		122	8 × 15	28	1490						
1500	152					10 × 12.5	25	1540	10 × 16	18	2000
						▲ 8 × 20	16	1950	▲ 8 × 20	18	1870
						● 10 × 16	18	2000			
1800	182					10 × 16	19	2000	10 × 20	13	2550
						▲ 8 × 20	16	1950			
						10 × 20	13	2550			
2200	222					▲ 8 × 20	16	1950	10 × 25	12	2800
						● 10 × 16	18	2000			
2700	272					10 × 20	13	2550	12.5 × 20	11	3000
						10 × 25	12	2800			
						▲ 12.5 × 20	11	3000			
3300	332					○ 10 × 20	13	2550	12.5 × 25	10	3000
5600		562	12.5 × 25	10	2900						
6800		682				16 × 25	9	3070			
8200		822	16 × 25	9	3070	18 × 25	8	3250			
12000		123	18 × 25	8	3250						

Please refer to page 20, 21, 22 about the formed or taped product spec.
Please refer to page 4 for the minimum order quantity.

- ▲ : In this case, [6] will be put at 12th digit of type numbering system.
- : In this case, [3] will be put at 12th digit of type numbering system.
- : In this case, [9] will be put at 12th digit of type numbering system.

CAT.8100Z